

English

Operating Instructions

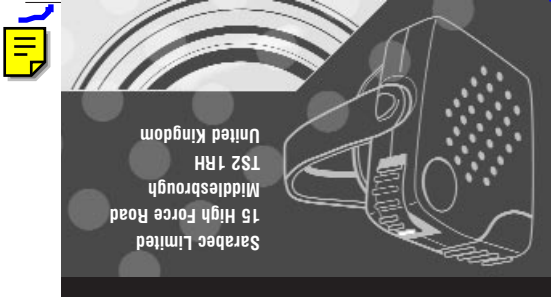


PL10 Portable Telephone Amplifier



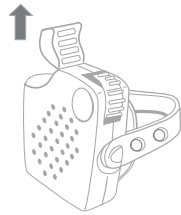
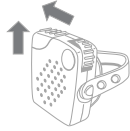
Tel (voice): 01642 247789
 Fax: 01642 230827
 Text (minicom): 01642 251310
 www.sarabec.co.uk

Sarabec Limited
 15 High Force Road
 Middlesbrough
 TS2 1RH
 United Kingdom



Introduction

Thank you for selecting the PL10 Portable Telephone Amplifier. It enhances the clarity and increases the incoming speech volume (by at least 12 times) for loud and clear conversations. It is supplied with a carrying case and spare strap and includes an Alkaline AAA 1.5V battery.

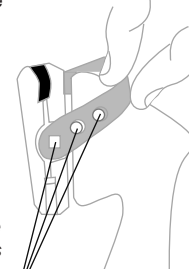


Install the battery as shown, before use.



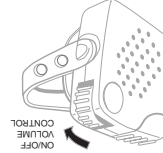
Operation

1. Attach the amplifier to the handset as shown. Ensure a tight fit by using one of the three holes to adjust the strap if necessary. The strap is easily removed by pulling the hole over one of the points of the fixing points and replaced in a similar way.



choice of three fastening holes

Operation



2. Turn the amplifier ON and adjust the volume to suit your hearing.
3. The amplifier is hearing aid compatible and can be used with your hearing aid switched to the 'T' or 'MT' position, enabling you to minimise background noise and hear more clearly.
4. If you experience "feedback" (a high-pitched squeal), you may have the volume up too high for your telephone. Correct this by reducing the volume and/or slightly adjust the position of the amplifier on the handset.
5. If the voice sounds low or distorted, your battery may be low. Check or replace the battery.

Guarantee

6. When finished, turn volume control "OFF". You may, if you wish, leave the Amplifier on the handset, but please make sure that your handset disconnects the line. It may be necessary to adjust the angle of the amplifier to ensure that the line is disconnected at the end of a call.
- Sarabec will repair your PL10 Portable Telephone Amplifier for 12 months from the date of purchase if the unit is defective in workmanship or materials. (Batteries are not included in this guarantee.) Proof of purchase is required.
- After the 12-month guaranteed period, Sarabec will make repairs at a minimal charge. Please refer our service department for details.



724-120 140-010 :002 1200